

astro

PHOTOMETRIC
TEST REPORT

astrolighting.co.uk

Report Number	TRN-16798
Customer	Astro Lighting Limited
Contact	Stuart Wells
Product Type	LED Wall light
Test Purpose	Generation of Photometric Data
Sales Order Ref	Q-LUX16-20616
Works Order Number	WO-7445
Test Item Reference	TI-11657
LAB Test Method Reference	TES-10050
Test Standards	LM-79-08
Lab Location Reference	LUX-TSI
Tested by	Mike Sewell
Date of Test	4/25/2016
Analysed by	Andrew Thomas
Number of products tested	1

Address: LUX-TSI Ltd.,
Pencoed Technology Park,
Pencoed, Bridgend,
CF35 5AQ, UK
Telephone: +44 (0) 1656 864618
Authorised by: Gareth Jones
Email: gjones@lux-tsi.com
Signed:



Date: 7/1/2016



Edge 560 + suitable Driver

Disclaimers

This report is for the exclusive use of LUX-TSI's Customer and is provided pursuant to the agreement between LUX-TSI and its Customer. LUX-TSI's responsibility and reliability are limited to the Terms and Conditions of the agreement. LUX-TSI assumes no liability to any other party, other than the Customer in accordance with the agreement, for any loss, expense or damage occasioned by the use of this report. Only the Customer is authorized to permit copying or distribution of this report and then only in its entirety. Any use of the LUX-TSI name or one of its marks for the sale or advertisement of the tested material, product or service must be approved in writing by LUX-TSI.

The observations and test results in this report are relevant only to the sample tested. Opinions expressed and data supplied in this report, are given in good faith, and are based on the information provided by the Customer. This report does not remove the requirement for the Customer to obtain further independent advice and in particular to instruct a notified or competent body or person to carry out further evaluation work and/or testing. Accordingly, no warranty is given, nor is any term or condition to be implied, that the product, which is the subject of this report, complies with the requirements of any EU directives.

Nomenclature

Lamp Orientation described below relates to the position in which a lamp is designed to operate for maximum performance and safety, these include:

BD - Base Down (bulb is vertically positioned with the metal base at the bottom, glass up)

BU - Base Up (bulb is vertically positioned with the metal base at the top, glass hanging down)

HBD - Horizontal $\pm 15^\circ$ to Base Down

H45 - Horizontal to -45° only

VBU - Vertical Base Up $\pm 15^\circ$

VBD - Vertical Base Down $\pm 15^\circ$

HBU - Base Up $\pm 90^\circ$ (bulb can be operated in a base up or horizontal position)

HOR - Horizontal Burn (bulb is positioned with the metal base parallel to the ground)

H75 - Horizontal $\pm 75^\circ$ (bulb should not be operated within 15° of vertical)

U - Universal Burn (burn can be operated in any position)

Test Conditions

Measurements were made with an ambient temperature of $25^\circ\text{C} \pm 1^\circ\text{C}$. Measurements were taken only after sufficient time for thermal stabilisation has been allowed. Thermal stabilisation according to LM-79-08 was achieved before measurements are measured and reported.

Calibrations

The far field Type C Goniophotometer is calibrated using an intensity lamp calibrated by a NVLAP accredited calibration laboratory. The Integrating Sphere Spectrometer System is calibrated using total spectral flux lamp calibrated by NPL.

Test Equipment

UL LSI Custom Far-Field Type C Moving Mirror Goniophotometer measures intensity as a function of angle. 1m Integrating Sphere Spectrometer System for Total Spectral Flux.

Data Formats

IES (15 deg azimuth and 2.5 deg inclination) and LDT (15 deg C planes and 2.5 deg gamma angles)

Spectral Data file from which the calculation of chromaticity and CRI etc. have been performed and the derived results from the LightMtrX software are provided as a text file format.

All photometric data for LED products will be provided in ABSOLUTE photometric format and all non-LED data will be in relative photometric format with lamp lumens measured separately, where possible, for LOR estimation.

Product Name	Edge 560 + suitable Driver
Part/Serial Number	7385
Type of Product	LED Wall light
Base Type	Not Applicable - Luminaire
Driver Type	External DC
Test Time	30 mins
Operating Orientation	Horizontal
Test Orientation	Base Down
Ambient Temperature	25.3°C
Manufacturer	Astro Lighting Limited
Date of Manufacture	Not Available
Thermal Management	Passive
Dimmable	No
Pre-Burning Time	0 hours
Stabilisation Time	60 mins
Humidity	31.8% RH
Averaging Applied	NONE

Photometric Measurements	
Luminous Flux	479 lm
Luminous Efficacy	31 lm/W

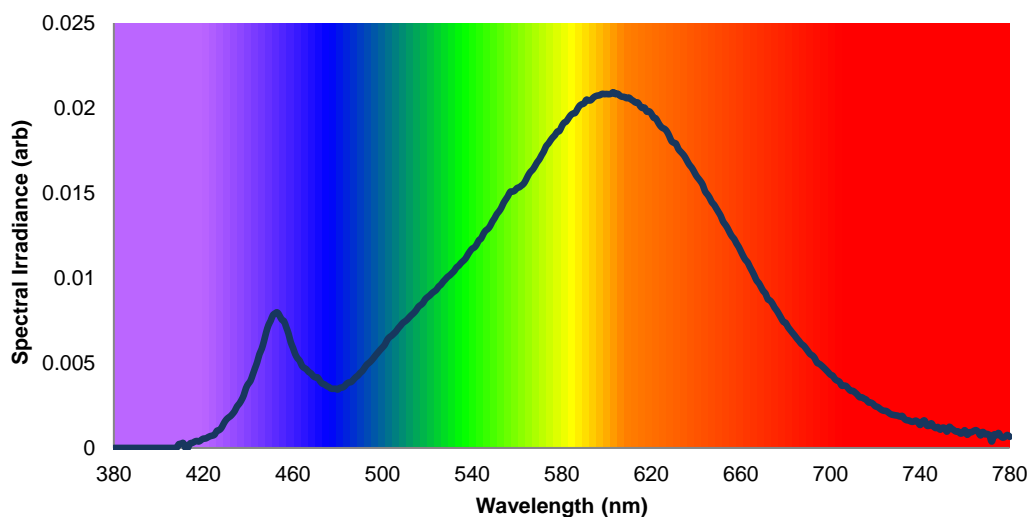
Dimension	Sample	Luminous Opening
Diameter/Width	205 mm	205 mm
Length	560 mm	560 mm
Height/Depth	55 mm	54 mm



Driver Details		
Manufacturer	Relco	
Model	PowerLED-DIM 18W	
Part/Serial #	RN1408	
Rating	220-240	
Output	Current	0.700 A
	Voltage	28.000 V

Electrical Measurements	
Frequency	50 Hz
Voltage	239.810 V
Current	0.067 A
Power	15.5 W
Power Factor	0.966
Peak Power VA	16.0

Spectral Irradiance versus Wavelength



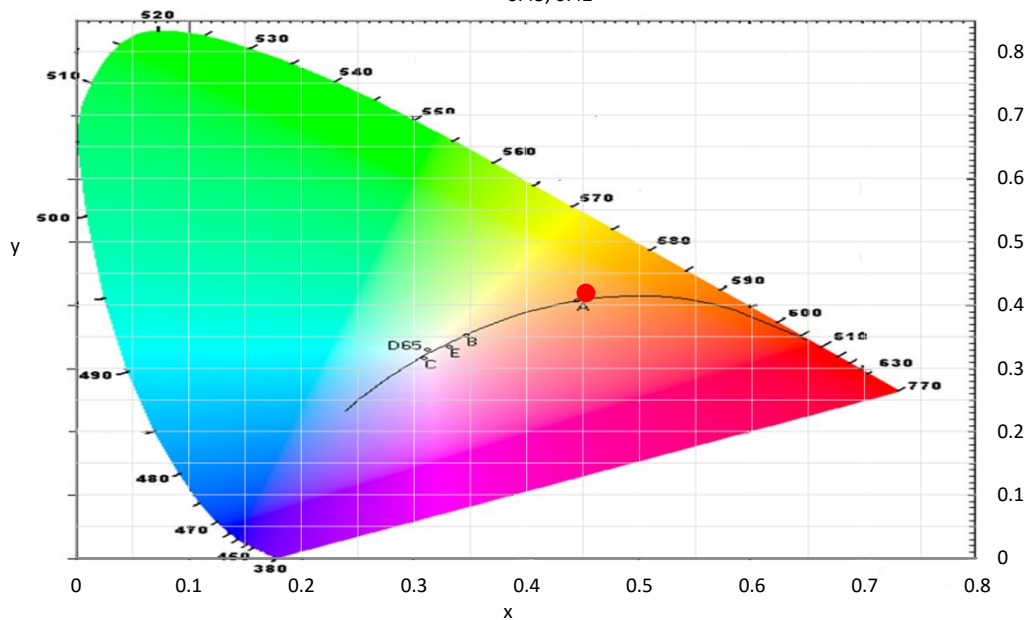
Colour Rendering Index Detail			
R1	77.1	R8	58.3
R2	87.7	R9	4.8
R3	97.1	R10	71.8
R4	76.8	R11	73.4
R5	76.3	R12	63.0
R6	83.7	R13	79.0
R7	84.2	R14	98.3

Colorimetric Details	
CCT	2866K
CRI (Ra)	80

Chromaticity Coordinates		
CIE 1931	x	0.4526
	y	0.4187
CIE 1960	u	0.2543
	v	0.3529
CIE 1976	u'	0.2543
	v'	0.5293
Duv		0.0032

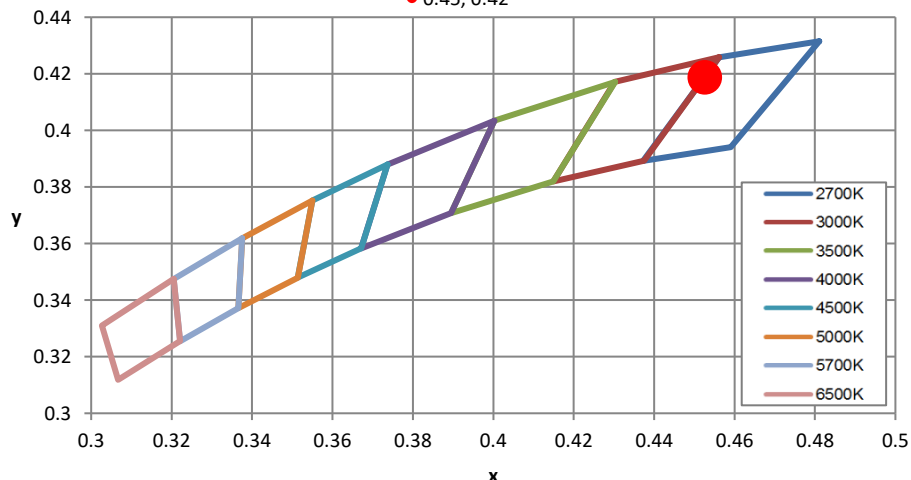
CIE 1931 Colour Chart

• 0.45, 0.42



CIE 1931 x, y Chromaticity Diagram - Nominal CCT Quadrangles

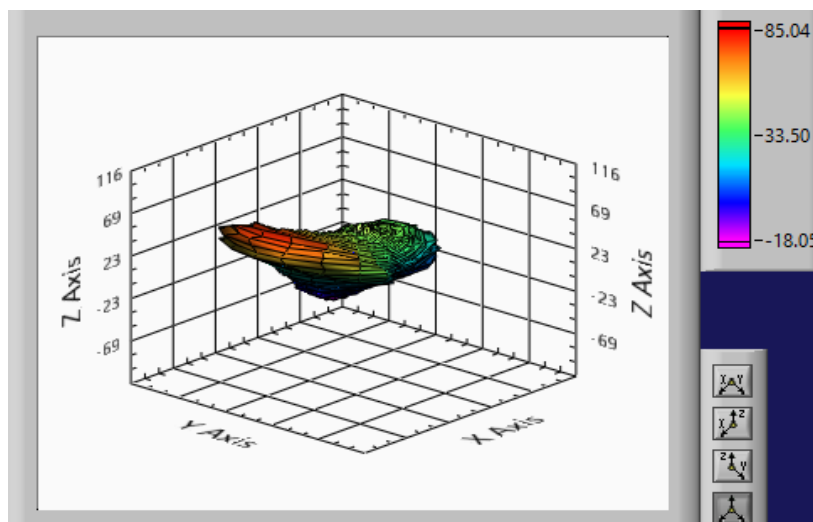
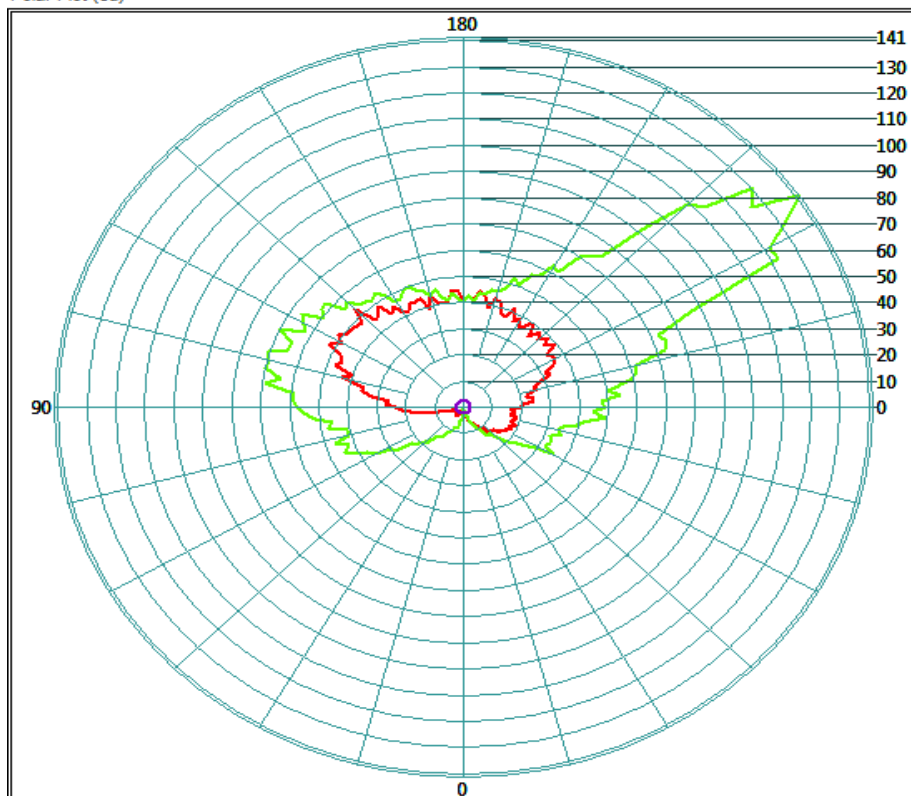
• 0.45, 0.42



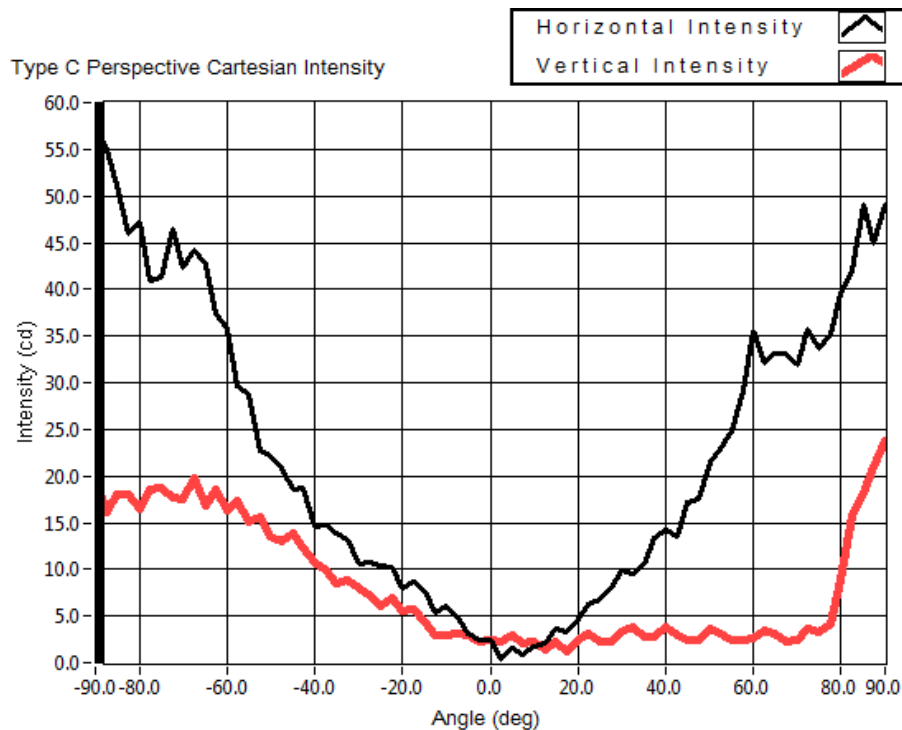
Goniophotometric Measurements

Beam Angle	Horizontal	N/A
	Vertical	N/A
On-axis Intensity		3 cd
Peak Intensity		141 cd
Peak Direction	Horizontal	270°
	Vertical	125°

Polar Plot (cd)



Mounting Height (m)	Beam Cone Width (m)	Orthogonal Beam Cone Width (m)	Projected Illuminance (lux)
0.5	NaN	NaN	10.0
1	NaN	NaN	2.5
2	NaN	NaN	0.6
3	NaN	NaN	0.3
4	NaN	NaN	0.2
5	NaN	NaN	0.1
6	NaN	NaN	0.1
8	NaN	NaN	0.0
10	NaN	NaN	0.0
20	NaN	NaN	0.0



Spectral Power Distribution										
λ (nm)	W		λ (nm)	W		λ (nm)	W		λ (nm)	W
380	0.000000		430	1.63E-03		480	3.44E-03		530	1.02E-02
381	0.00E+00		431	1.77E-03		481	3.54E-03		531	1.03E-02
382	0.00E+00		432	1.86E-03		482	3.55E-03		532	1.04E-02
383	0.00E+00		433	2.00E-03		483	3.64E-03		533	1.06E-02
384	0.00E+00		434	2.18E-03		484	3.78E-03		534	1.07E-02
385	0.00E+00		435	2.44E-03		485	3.86E-03		535	1.09E-02
386	0.00E+00		436	2.60E-03		486	3.88E-03		536	1.10E-02
387	0.00E+00		437	2.82E-03		487	4.02E-03		537	1.11E-02
388	0.00E+00		438	3.10E-03		488	4.16E-03		538	1.14E-02
389	0.00E+00		439	3.51E-03		489	4.26E-03		539	1.16E-02
390	0.00E+00		440	3.77E-03		490	4.41E-03		540	1.17E-02
391	0.00E+00		441	3.95E-03		491	4.53E-03		541	1.18E-02
392	0.00E+00		442	4.31E-03		492	4.73E-03		542	1.20E-02
393	0.00E+00		443	4.68E-03		493	4.91E-03		543	1.22E-02
394	0.00E+00		444	5.05E-03		494	5.01E-03		544	1.23E-02
395	0.00E+00		445	5.51E-03		495	5.14E-03		545	1.26E-02
396	0.00E+00		446	5.82E-03		496	5.30E-03		546	1.28E-02
397	0.00E+00		447	6.27E-03		497	5.47E-03		547	1.29E-02
398	0.00E+00		448	6.79E-03		498	5.62E-03		548	1.31E-02
399	0.00E+00		449	7.21E-03		499	5.78E-03		549	1.33E-02
400	0.00E+00		450	7.48E-03		500	5.92E-03		550	1.35E-02
401	0.00E+00		451	7.81E-03		501	6.08E-03		551	1.38E-02
402	0.00E+00		452	7.92E-03		502	6.34E-03		552	1.39E-02
403	0.00E+00		453	7.98E-03		503	6.51E-03		553	1.41E-02
404	0.00E+00		454	7.78E-03		504	6.60E-03		554	1.44E-02
405	0.00E+00		455	7.55E-03		505	6.73E-03		555	1.46E-02
406	0.00E+00		456	7.45E-03		506	6.86E-03		556	1.48E-02
407	0.00E+00		457	7.09E-03		507	7.04E-03		557	1.51E-02
408	0.00E+00		458	6.72E-03		508	7.19E-03		558	1.51E-02
409	2.21E-04		459	6.22E-03		509	7.35E-03		559	1.51E-02
410	2.41E-04		460	5.88E-03		510	7.44E-03		560	1.53E-02
411	2.88E-04		461	5.52E-03		511	7.56E-03		561	1.53E-02
412	0.00E+00		462	5.28E-03		512	7.70E-03		562	1.54E-02
413	0.00E+00		463	5.13E-03		513	7.83E-03		563	1.55E-02
414	2.63E-04		464	4.83E-03		514	7.95E-03		564	1.58E-02
415	2.95E-04		465	4.71E-03		515	8.11E-03		565	1.60E-02
416	3.66E-04		466	4.63E-03		516	8.30E-03		566	1.62E-02
417	4.09E-04		467	4.47E-03		517	8.41E-03		567	1.64E-02
418	3.81E-04		468	4.39E-03		518	8.53E-03		568	1.66E-02
419	4.71E-04		469	4.24E-03		519	8.74E-03		569	1.68E-02
420	5.50E-04		470	4.16E-03		520	8.86E-03		570	1.70E-02
421	5.57E-04		471	4.15E-03		521	8.96E-03		571	1.72E-02
422	6.29E-04		472	3.95E-03		522	9.10E-03		572	1.74E-02
423	6.92E-04		473	3.80E-03		523	9.20E-03		573	1.78E-02
424	7.27E-04		474	3.74E-03		524	9.30E-03		574	1.79E-02
425	7.87E-04		475	3.65E-03		525	9.49E-03		575	1.81E-02
426	1.01E-03		476	3.59E-03		526	9.60E-03		576	1.83E-02
427	1.05E-03		477	3.50E-03		527	9.77E-03		577	1.84E-02
428	1.18E-03		478	3.48E-03		528	9.92E-03		578	1.86E-02
429	1.42E-03		479	3.49E-03		529	1.01E-02		579	1.87E-02
									580	1.89E-02

Spectral Power Distribution										
λ (nm)	W		λ (nm)	W		λ (nm)	W		λ (nm)	W
581	1.91E-02		631	1.79E-02		681	7.12E-03		731	1.85E-03
582	1.92E-02		632	1.76E-02		682	6.94E-03		732	1.88E-03
583	1.94E-02		633	1.74E-02		683	6.78E-03		733	1.72E-03
584	1.96E-02		634	1.73E-02		684	6.62E-03		734	1.63E-03
585	1.97E-02		635	1.71E-02		685	6.44E-03		735	1.62E-03
586	1.97E-02		636	1.69E-02		686	6.28E-03		736	1.55E-03
587	1.99E-02		637	1.67E-02		687	6.12E-03		737	1.55E-03
588	2.01E-02		638	1.65E-02		688	6.02E-03		738	1.61E-03
589	2.02E-02		639	1.63E-02		689	5.86E-03		739	1.53E-03
590	2.03E-02		640	1.60E-02		690	5.68E-03		740	1.35E-03
591	2.05E-02		641	1.59E-02		691	5.51E-03		741	1.54E-03
592	2.04E-02		642	1.57E-02		692	5.43E-03		742	1.61E-03
593	2.05E-02		643	1.55E-02		693	5.27E-03		743	1.33E-03
594	2.06E-02		644	1.51E-02		694	5.01E-03		744	1.31E-03
595	2.07E-02		645	1.49E-02		695	4.95E-03		745	1.45E-03
596	2.07E-02		646	1.47E-02		696	4.85E-03		746	1.27E-03
597	2.08E-02		647	1.45E-02		697	4.72E-03		747	1.17E-03
598	2.08E-02		648	1.43E-02		698	4.59E-03		748	1.23E-03
599	2.08E-02		649	1.41E-02		699	4.45E-03		749	1.08E-03
600	2.08E-02		650	1.39E-02		700	4.31E-03		750	1.19E-03
601	2.08E-02		651	1.36E-02		701	4.25E-03		751	1.17E-03
602	2.08E-02		652	1.33E-02		702	4.05E-03		752	9.63E-04
603	2.09E-02		653	1.31E-02		703	3.96E-03		753	1.24E-03
604	2.08E-02		654	1.29E-02		704	3.89E-03		754	1.14E-03
605	2.08E-02		655	1.27E-02		705	3.67E-03		755	1.06E-03
606	2.07E-02		656	1.24E-02		706	3.67E-03		756	9.68E-04
607	2.07E-02		657	1.23E-02		707	3.64E-03		757	9.73E-04
608	2.07E-02		658	1.20E-02		708	3.49E-03		758	8.52E-04
609	2.06E-02		659	1.18E-02		709	3.36E-03		759	8.88E-04
610	2.06E-02		660	1.16E-02		710	3.36E-03		760	1.04E-03
611	2.05E-02		661	1.13E-02		711	3.26E-03		761	7.80E-04
612	2.04E-02		662	1.11E-02		712	3.13E-03		762	9.14E-04
613	2.03E-02		663	1.09E-02		713	2.99E-03		763	9.30E-04
614	2.03E-02		664	1.06E-02		714	2.98E-03		764	1.00E-03
615	2.01E-02		665	1.04E-02		715	2.90E-03		765	1.05E-03
616	2.00E-02		666	1.01E-02		716	2.84E-03		766	9.28E-04
617	2.00E-02		667	9.85E-03		717	2.68E-03		767	7.37E-04
618	1.98E-02		668	9.70E-03		718	2.67E-03		768	9.42E-04
619	1.98E-02		669	9.46E-03		719	2.59E-03		769	8.05E-04
620	1.97E-02		670	9.23E-03		720	2.45E-03		770	8.23E-04
621	1.94E-02		671	9.08E-03		721	2.42E-03		771	7.37E-04
622	1.94E-02		672	8.75E-03		722	2.32E-03		772	3.77E-04
623	1.92E-02		673	8.67E-03		723	2.23E-03		773	7.89E-04
624	1.90E-02		674	8.51E-03		724	2.19E-03		774	7.42E-04
625	1.88E-02		675	8.26E-03		725	2.17E-03		775	8.82E-04
626	1.88E-02		676	8.08E-03		726	2.07E-03		776	6.95E-04
627	1.86E-02		677	7.87E-03		727	1.98E-03		777	6.08E-04
628	1.84E-02		678	7.63E-03		728	1.95E-03		778	6.70E-04
629	1.81E-02		679	7.42E-03		729	1.92E-03		779	7.65E-04
630	1.80E-02		680	7.35E-03		730	1.90E-03		780	6.57E-04

Measurement Uncertainty

The following is the reported expanded uncertainty of the UL 6440T Type C Mirror Goniophotometer.

Parameter	Uncertainty
Total Luminous Flux (%)	± 3.25
Luminous Intensity (%)	± 3.25
Correlated Color Temperature (K)	± 100
CRI	± 2
Chromaticity x	± 0.005
Chromaticity y	± 0.005
Temperature (°C)	± 0.5
Voltage DC TY720 (%)	± 0.02
Current DC TY720 (%)	± 0.10
Voltage AC WT210 (%)	± 0.0585
Current AC WT210 (%)	± 0.0251
Power AC WT210 (%)	± 0.2261
Frequency (50/60 Hz) WT210 (%)	± 0.0040
Power Factor WT210 (%)	± 0.0601

The reported expanded uncertainty is based on the combined standard uncertainty multiplied by a coverage factor of $k = 2$. This value of k gives a coverage probability of approximately 95%, assuming a normal distribution. This determination of the measurement uncertainty has been done in accordance with international requirements including UKAS, BIPM Guide to the Expression of Uncertainty in Measurement and CIE 198:2011.

Electrical measurement equipment used for the determination of results for this report, are compliant and meet the performance requirements of the measurement standards used.

----- END OF REPORT -----